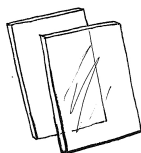
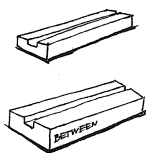


So, you have the set of:

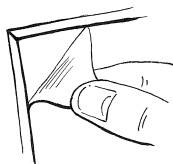
**BETWEEN**  
by upstairs



2 acrylic glass sheets




2 oak blocks



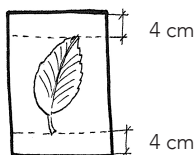
**1**

Remove the protective tape from the both sides of two acrylic glass sheets.



**2**

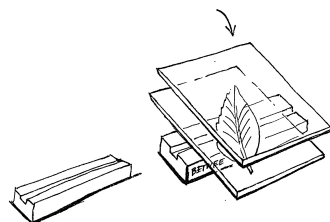
Prepare your composition on one acrylic glass sheet.



**3**

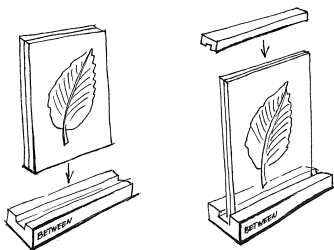
Leave about 4 cm from the top and the bottom sides of acrylic glass sheet untouched.

The same rule applies for both portrait and landscape compositions.



**4**

Cover your composition with second acrylic glass sheet.



**5**

First slide two acrylic glass sheets in the groove of bigger oak block. Then fix the top with second oak block... And **VOILA!**



[www.upstairs-shop.com](http://www.upstairs-shop.com)

**UPSTAIRS**

design studio/shop